

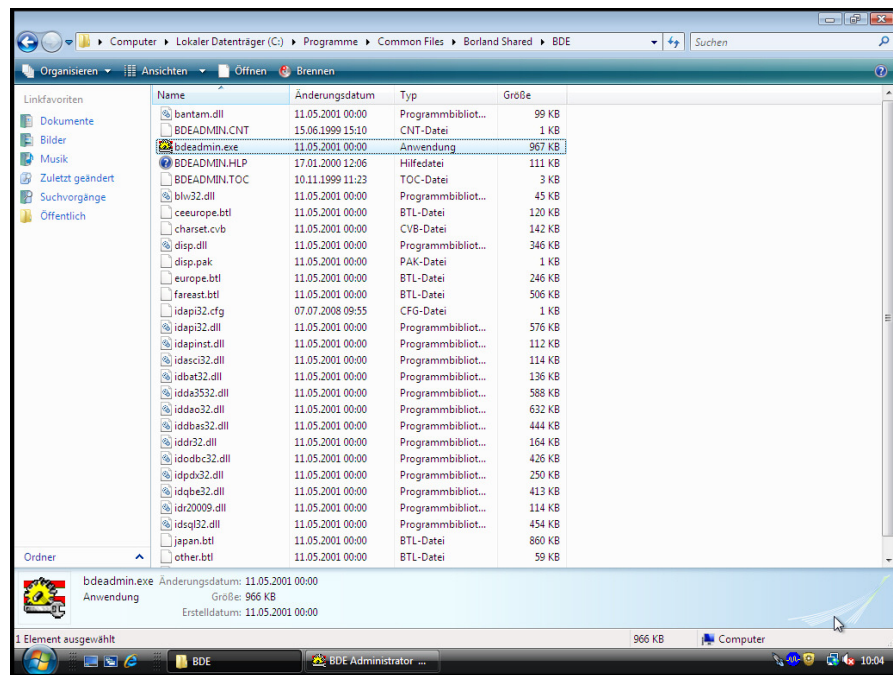
## 1. General

PideXX is a PC-software for managing your pigeons and communication with the BENZING clocking devices. The software was developed for Windows XP. If PideXX is not working on Vista there are two possible solutions:

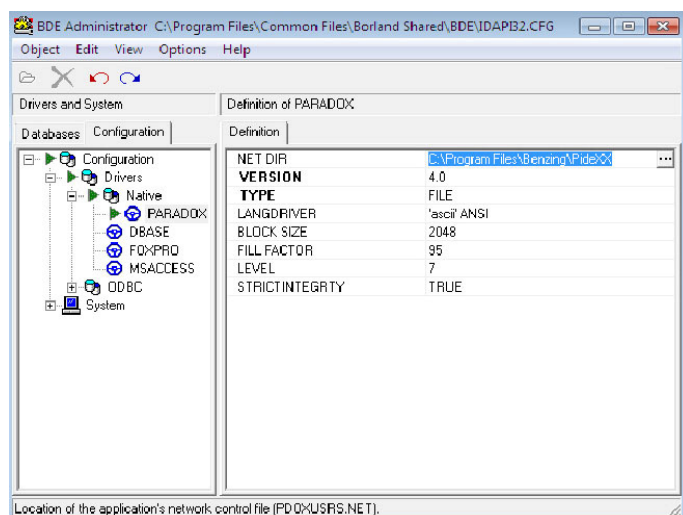
- 1.) The user needs administration privileges.  
How to give a user administrator privileges please read the Window Vista online help.
- 2.) PideXX cannot access c:\PDOKUSTS.NET (see the following description)

## 2. PideXX cannot access c:\PDOKUSRS.NET

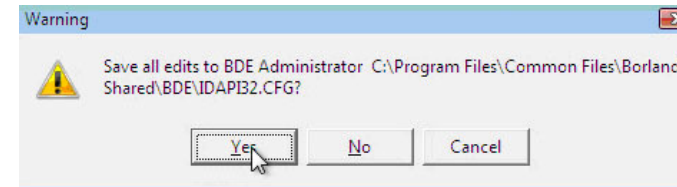
First of all log on as an administrator user.



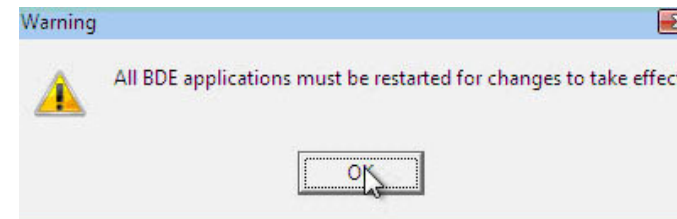
Open the program bdeadmin.exe, located at Program/Common Files/Borland Shared/BDE.



Under Native click PARADOX and change NET DIR. A suggested target is C:\Program Files\BENZING\PideXX



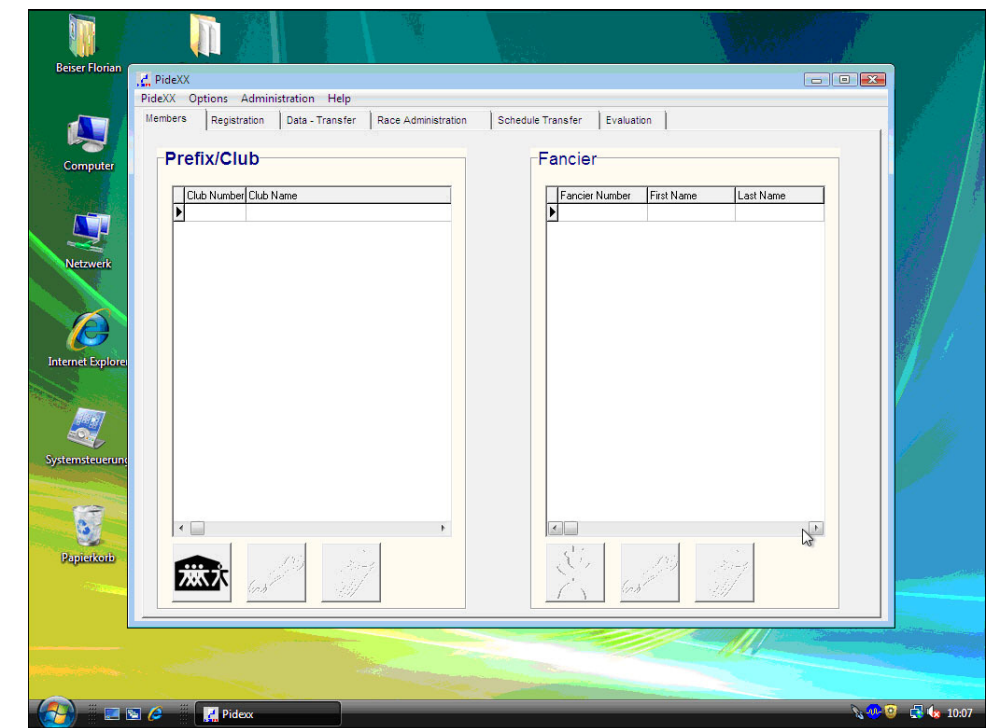
Close bdeadmin.exe and save the settings



Confirm that you will restart all BDE applications

## 3. Finish

Now you can start PideXX:



If you still have problems with PideXX and Windows Vista please contact us at [benzing@gantner.com](mailto:benzing@gantner.com)