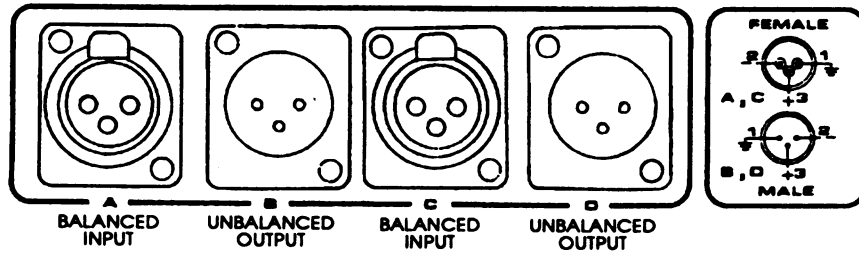
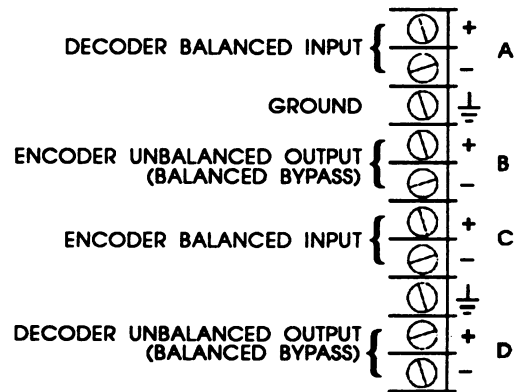
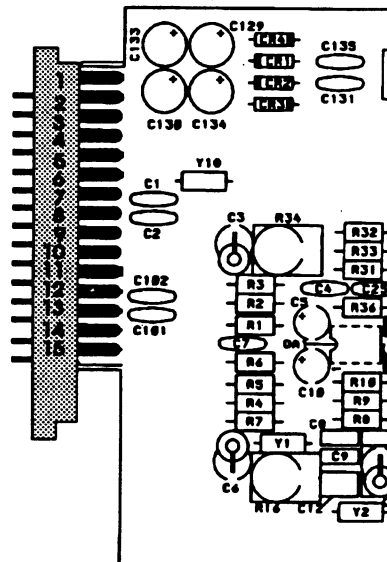


F-900A MAINFRAME



FS900 MINIFRAME

- 1 -24V
- 2 +24V
- 3 FRONT PANEL GROUND
- 4 CIRCUIT GROUND
- 5 +15V
- 6 -15V
- 7 C + } ENCODER BALANCED INPUT
- 8 C - }
- 9 D - } DECODER UNBALANCED OUTPUT
- 10 D + }
- 11 CIRCUIT GROUND
- 12 A + } DECODER BALANCED INPUT
- 13 A - }
- 14 B + } ENCODER BALANCED OUTPUT
- 15 B - }



911

Connections: F-900A Mainframe, FS900 Miniframe, 911 PC Fingers