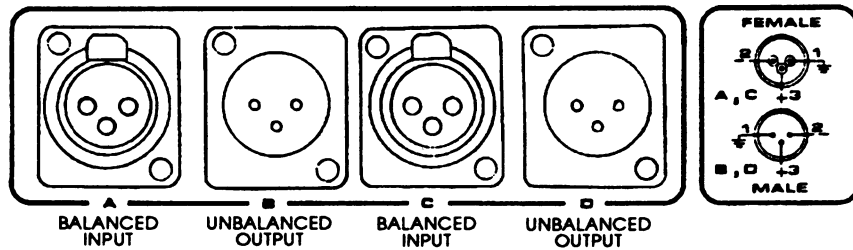
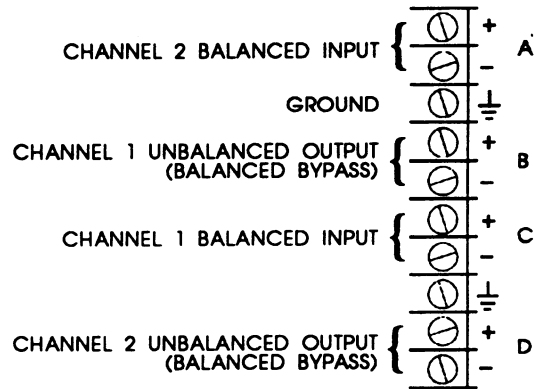
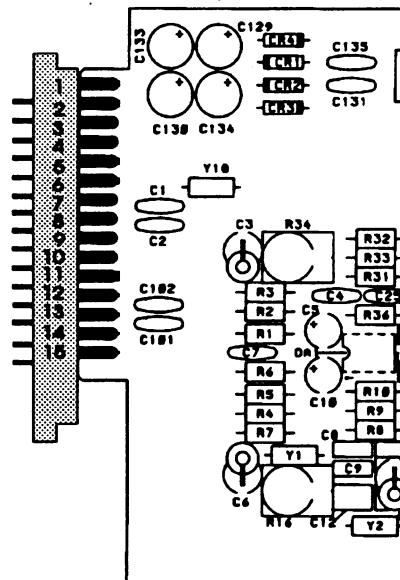


F-900A MAINFRAME



FS900 MINIFRAME

- 1 -24V
- 2 +24V
- 3 FRONT PANEL GROUND
- 4 CIRCUIT GROUND
- 5 +15V
- 6 -15V
- 7 C - } CHANNEL 1 BALANCED INPUT
- 8 C + }
- 9 D - } CHANNEL 2 UNBALANCED OUTPUT
- 10 D + }
- 11 CIRCUIT GND
- 12 A + } CHANNEL 2 BALANCED INPUT
- 13 A - }
- 14 B + } CHANNEL 1 UNBALANCED OUTPUT
- 15 B - }



942A

Connections: F-900A Mainframe, FS900 Miniframe, 942A PC Fingers