

Data System

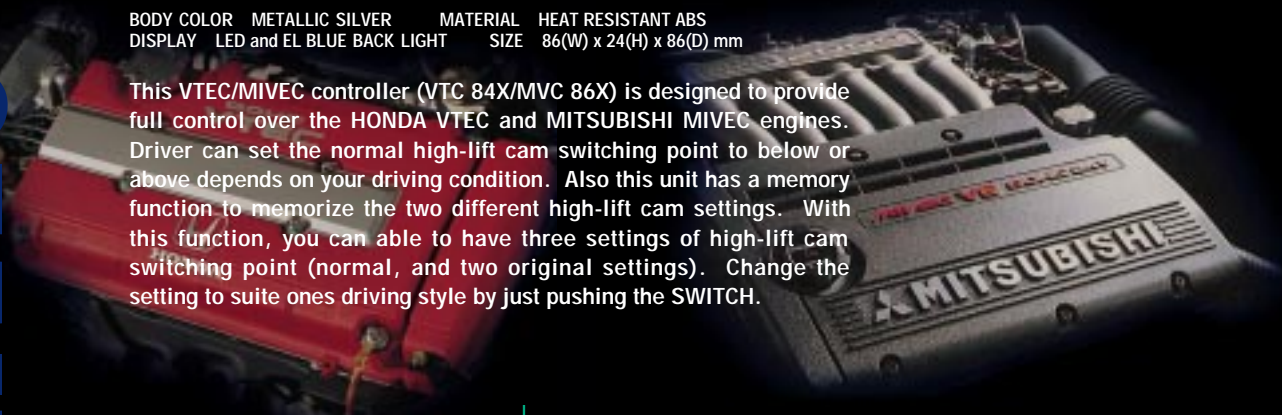
VTC84X/MVC86X  
VTEC/MIVEC CONTROLLER



## VTEC/MIVEC CONTROLLER

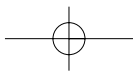
BODY COLOR METALLIC SILVER MATERIAL HEAT RESISTANT ABS  
DISPLAY LED and EL BLUE BACK LIGHT SIZE 86(W) x 24(H) x 86(D) mm

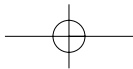
This VTEC/MIVEC controller (VTC 84X/MVC 86X) is designed to provide full control over the HONDA VTEC and MITSUBISHI MIVEC engines. Driver can set the normal high-lift cam switching point to below or above depends on your driving condition. Also this unit has a memory function to memorize the two different high-lift cam settings. With this function, you can able to have three settings of high-lift cam switching point (normal, and two original settings). Change the setting to suite ones driving style by just pushing the SWITCH.



VTEC/MIVEC CONTROLLER

<p><b>DIRECT TWIN MEMORIES</b></p>  <p>DISPLAYING THE PREADJUSTED H1 AND H2 HIGH-LIFT CAM SWITCHING POINT</p>	<p><b>SPEED SENSITIVE HIGH CAM CANCELLATION</b></p>  <p>CANCEL THE HIGH-LIFT CAM SHIFTING BELOW THE PRESET SPEED</p>
<p><b>DIGITAL TACHOMETER</b></p>  <p>DISPLAYING THE ENGINE RPM BY THE DIGITAL FIGURE</p>	<p><b>SHIFT UP POINT SET UP</b></p>  <p>ALARM WILL GO OFF WHEN RPM REACHES THE PRESET RPM</p>
<p><b>DIGITAL SPEEDOMETER</b></p>  <p>DISPLAYING THE SPEED (0-300km / h) BY DIGITAL FIGURE</p>	<p><b>SPEED ALARM SET UP</b></p>  <p>ABLE TO SET THE SPEED ALARM WITHIN 10-300km/h</p>





# VTEC/MIVEC CONTROLLER

Full control over the HONDA VTEC engine and MITSUBISHI MIVEC engine

## VTC84X / MVC86X

### NAME AND FUNCTION OF PARTS



#### 1.CAM SWITCH

When you push this switch, the cam switching point will be displayed. As you push it, the displayed information will be changed as follow: H1 - H2 - Normal - H1

#### 2.DSP SWITCH

Push to change the displayed information on the display (rpm - km/h)

#### 3.H1 INDICATOR

This indicator will illuminate when H1 mode is selected. It blinks when the H1 high-lift cam is activated.

#### 4.H2 INDICATOR

This indicator will illuminate when H2 mode is selected. It blinks when the H2 high-lift cam is activated.

#### 5.SPD INDICATOR

This indicator will blink when the SPEEDOMETER is displayed.

#### 6.LCD DISPLAY

The engine rpm, km/h, and the high-lift cam switching point are displayed on this display.

#### 7.UP SWITCH

Increase the setting parameter of each mode with this switch.

#### 8.DOWN SWITCH

Decrease the setting parameter of each mode with this switch.

### VTC84X/MVC86X SPECIFICATION

BODY COLOR METALLIC SILVER  
 MATERIAL HEAT RESISTANT ABS  
 DISPLAY LED and EL BLUE BACK LIGHT  
 WEIGHT 30g (CONTROL UNIT)  
 SIZE 86(W) x 24(H) x 23(D)mm  
 H.UNIT WEIGHT 60g  
 H.UNIT SIZE 83(W) x 28(H) x 88(D)mm



HEAD UNIT

SHIFT-UP WARNING RAMP



IL-01R

### FEATURES

#### TOTAL CONTROL OVER VTC / MVC ENGINE

Set the normal cam switching point to below or above normal depending on your driving style. Feel the power of VTEC / MIVEC.

#### DIRECT TWIN MEMORIES

Can change the setting to suite your driving style by pushing the SWITCH. Also can change the setting of the high-lift cam switching point while using other function. All the necessary information will be displayed.

#### SPEED SENSITIVE HIGH-LIFT CAM CANCELLATION

Automatically avoid changing the setting of high-lift cam during slow driving (under 30km/h). Feel the VTEC / MIVEC to the extreme.

#### DIGITAL TACHOMETER with SHIFT-UP POINT ALARM

Alarm will go off when the vehicle's speed reaches the preset point. With our optional warning lamp (IL-01R), the driver will visually recognized the shift-up point.

#### DIGITAL SPEEDOMETER

CPU counts the speed pulse and transmit to the digital speedometer in a split seconds. The errors (actual vehicle speed and the figure appear on the speedometer) will automatically adjusted by the CPU.

#### SPEED LIMITTER CANCELLER

During the sports driving, you can cancel the speed limiter with this function (DO NOT USE THIS FUNCTION ON THE PUBLIC ROADS). For some models, this function cannot be used.

#### CPU EQUIPPED

With advanced technology and design, this unit has provided the high performance and reliability in the compact body.

#### EASY INSTALLATION

Easy installation with the VTC84X / MVC86X Universal harness (not included).

### AUTOMATIC TURBO TIMER



## ATT244

BODY COLOR METALLIC SILVER  
 MATERIAL HEAT RESISTANT ABS  
 DISPLAY LED and EL BLUE BACK LIGHT  
 SIZE 86 (W)x 24 (H) x 86 (D)mm

The turbo timer is designed to maintain the circulation of oil while the turbo turbine cools down after the sports driving by having the after idle time. This fully automated turbo timer is able to detect the electric signal from the AC generator and adjust the best cool down time. (Able to set the idle time manually by choosing the manual mode)

Equipped with ARS circuit (detect the electric signal from alternator).

LCD with blue EL back light.

Aero shape design.

Automatic/Manual adjustable timer function.

Oil Change Warning function.

Easy to install on any makes and models with the ATT244 universal harness.

### DIGITAL SPEEDOMETER



## DSM340

BODY COLOR METALLIC SILVER  
 MATERIAL HEAT RESISTANT ABS  
 DISPLAY BLUE EL BACK LIGHT  
 SIZE 86(W)x24(H)x23(D)mm

DSM 340 is multi-functional Digital Speedometer with Rev Counter. High performance and reliability in one compact aero shape body. Equipped with PEAK HOLD function, G / POWER, AVG.SPD / AVG.REV Display and many other functions. DSM will visualize POWER and G with LED and EL blue back light.

Peak Hold Function

Rev. Limit Function

Time Trial Function

G / POWER Function

Avg. Spd / Avg. Rev. Function

Easy Installation

Speed Limitter Cancellor

CPU Equipped

The pictures on the catalog may differ from it's actual products.

The colors of product on the catalog may differ from its actual colors.

We may change the specs or price of the product without any notices.

Please read the manual included in the product carefully prior to the installation in order to become familiar with the product.

Neither DATA SYSTEM nor the manufacturer is responsible for the accident, offense, failure or damage of the vehicle caused by using this product.

Our products are basically designed to use for the Japanese cars(Japan Domestic models). These products may not apply to some vehicles(foreign makes and Japanese export models).

## DATA SYSTEM CO.,LTD.

IKEBUKURO EAST 11/F  
 3-4-3 Higashi-Ikebukuro Toshima-Ku  
 TOKYO, 170-0013 JAPAN

URL:<http://www.datasystem.co.jp/>  
 e-mail: [world@datasystem.co.jp](mailto:world@datasystem.co.jp)  
 Tel: 81-3-5950-2356 Fax: 81-3-5950-0551



Data System

